









QUICK REFERENCE CHART

Bausch + Lomb Canada

Effective January 2023

| Product | Modality | Pack Size | Parameters | Base Curve | Diameter |
|---|----------|------------------------------------|---|-----------------------------|----------|
| MYOPIA / HYPEROPIA LENSES | | | | | |
| Bausch + Lomb ULTRA®  | Monthly | Available in 6-packs | +6.00D to -6.00D (0.25D steps) -6.50D to -12.00D (0.50D steps) | 8.5mm equivalent base curve | 14.2mm |
| Bausch + Lomb ULTRA® ONE DAY  | Daily | Available in 30-packs and 90-packs | +6.00D to -6.00D (0.25D steps) -6.50D to -12.00D (0.50D steps) | 8.6mm equivalent base curve | 14.2mm |
| Biotrue® ONEday  | Daily | Available in 30-packs and 90-packs | +6.00D to -6.00D (0.25D steps) -6.50D to -12.00D (0.50D steps) | 8.6mm equivalent base curve | 14.2mm |
| PRESBYOPIA | | | | | |
| Bausch + Lomb ULTRA® for Presbyopia  | Monthly | Available in 6-packs | Sphere: +6.00D to -10.00D in 0.25D steps (including plano) Adds: Low: +0.75D to +1.50D High: +1.75D to +2.50D | 8.5mm equivalent base curve | 14.2mm |
| Biotrue® ONEday for Presbyopia  | Daily | Available in 30-packs and 90-packs | Sphere: +6.00D to -9.00D (0.25D steps) Adds: Low: +0.75D to +1.50D High: +1.75D to +2.50D | 8.6mm equivalent base curve | 14.2mm |
| ASTIGMATISM | | | | | |
| Bausch + Lomb ULTRA® for Astigmatism  | Monthly | Available in 6-packs | +6.00D to -6.00D (0.25D steps) -6.50D to -9.00D (0.50D steps) Cylinder Powers: -0.75D, -1.25D, -1.75D, -2.25D, -2.75D Axes: 10° to 180° in 10° increments | 8.6mm equivalent base curve | 14.5mm |
| Biotrue® ONEday for Astigmatism  | Daily | Available in 30-packs and 90-packs | PL to -6.00D (0.25D steps) Cylinder Powers: -0.75D, -1.25D, -1.75D Axes: 10° to 180° in 10° increments Cylinder Powers: -2.25D Axes: 10°, 20°, 70°, 80°, 90°, 100°, 110°, 160°, 170°, 180° Cylinder Powers: -2.75D (0.50D steps) Axes: 10°, 20°, 90°, 160°, 170°, 180° <hr/> -6.50D to -9.00D (in 0.50D steps) Cylinder Powers: -0.75D, -1.25D, -1.75D Axes: 10°, 20°, 60°, 70°, 80°, 90°, 100°, 110°, 120°, 160°, 170°, 180° Cylinder Powers: -2.25D Axes: 10°, 20°, 90°, 160°, 170°, 180° <hr/> +0.25D to +4.00D (in 0.25D steps) Cylinder Powers: -0.75D, -1.25D, -1.75D Axes: 10°, 20°, 70°, 80°, 90°, 100°, 110°, 160°, 170°, 180° Cylinder Powers: -2.25D Axes: 10°, 20°, 80°, 90°, 100°, 160°, 170°, 180° | 8.4mm equivalent base curve | 14.5mm |
| SPECIALTY LENSES | | | | | |
| Bausch + Lomb ULTRA® Multifocal Astigmatism  | Monthly | Available in 6-packs | +4.00D to -6.00D in 0.25D steps Cylinder Powers: -0.75D, -1.25D, -1.75D Axes: 10° to 180° in 10° increments Cylinder Powers: -2.25D, -2.75D Axes: 10°, 20°, 70°, 80°, 90°, 100°, 110°, 160°, 170°, 180° Adds: Low: +0.75D to +1.50D High: +1.75D to +2.50D | 8.6mm equivalent base curve | 14.5mm |

For further information please call Bausch + Lomb Customer Service at 1-800-686-7720

QUICK REFERENCE CHART

Bausch + Lomb Canada

Effective January 2023

| Product | Modality | Pack Size | Parameters | Base Curve | Diameter |
|--|----------|---|--|-----------------------------|----------|
| MYOPIA / HYPEROPIA | | | | | |
| PureVision®2 HD | Monthly | Available in 6-packs | +6.00D to -6.00D (0.25D steps) -6.50D to -12.00D (0.50D steps) | 8.6mm equivalent base curve | 14.0mm |
| SofLens® daily disposable | Daily | Available in 30-packs and 90-packs | -0.25D to -6.50D (0.25D steps) -7.00D to -9.00D (0.50D steps) +0.25D to +6.50D (0.25D steps) | 8.6mm equivalent base curve | 14.2mm |
| PREBYOPIA | | | | | |
| PureVision® for Presbyopia | Monthly | Available in 6-packs | Sphere: +6.00D to -10.00D (0.25D steps) Adds: Low: +0.75D to +1.50D High: +1.75D to +2.50D | 8.6mm equivalent base curve | 14.0mm |
| SofLens® Multi-Focal | Monthly | Available in 6-packs | Sphere: +6.00D to -7.00D (0.25D steps) Adds: Low: Progressive up to +1.50D High: Progressive +1.75D to +2.50D | 8.5mm, 8.8mm | 14.5mm |
| ASTIGMATISM | | | | | |
| PureVision®2 HD for Astigmatism | Monthly | Available in 6-packs | -0.00D to -9.00D (0.25D steps up to -6.00D, 0.50D steps to -9.00D) Cylinder Powers: -0.75D, -1.25D, -1.75D, -2.25D Axes :10°, 20°, 80°, 90°, 100°, 160°, 170°, 180° | 8.9mm equivalent base curve | 14.5mm |
| SofLens® Toric | Monthly | Available in 6-packs | -0.25D to -9.00D (0.25D steps up to -6.00D, 0.50D steps up to -9.00D) Cylinder Powers: -0.75D, -1.25D, -1.75D, -2.25D, -2.75D Axes: All Axes | 8.5mm equivalent base curve | 14.5mm |
| SofLens® daily disposable for Astigmatism | Daily | Available in 30-packs and 90-packs (3 x 30 packs) | PL to -6.00D (0.25D steps) -6.50D to -9.00D (0.50D steps) Cylinder Powers: -0.75D, -1.25D, -1.75D Axes: 20°, 90°, 160°, 180° | 8.6mm equivalent base curve | 14.2mm |

Ask your Sales Representative about
Bausch + Lomb Essentials and Go Free today!



For further information please call Bausch + Lomb Customer Service at 1-800-686-7720